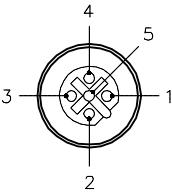
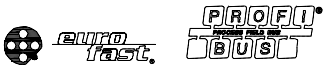


FEMALE END VIEW

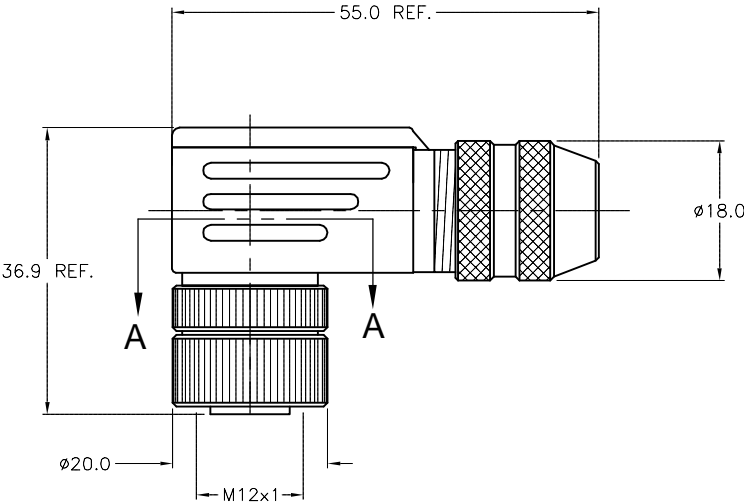


- 1 = N/C
2 = GREEN (BUS_A)
3 = N/C
4 = RED (BUS_B)
5 = BARE (SHIELD)



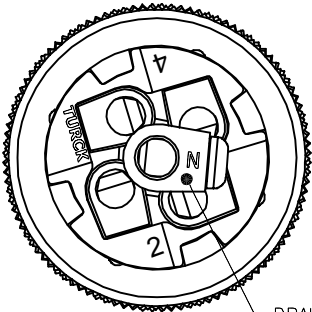
SPECIFICATIONS

CONTACT MATERIAL/PLATING	BRASS/GOLD
COUPLING NUT MATERIAL/PLATING	ZINC/NICKEL
RATED CURRENT [A]	4.0 A
RATED VOLTAGE [V]	125V
WIRE SIZE	26-18AWG
CABLE GRIP RANGE	6-8.5mm
TEMPERATURE RATING	-40°C to +85°C (-40°F to +185°F)
PROTECTION CLASS	IEC IP67
WIRE TERMINATION	SCREW TERMINAL



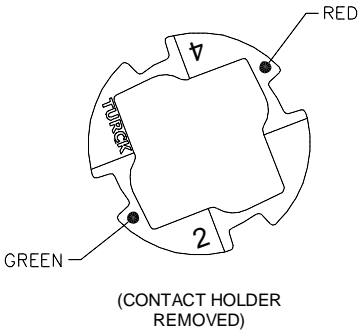
DETAIL "A"

WIRE SIDE VIEW
OF CONTACT HOLDER
TO SHOW LABEL DETAILS

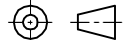


(SCALE 2:1)

LABEL DETAIL



SOURCE DRAWING - FOR REFERENCE ONLY

RELATED DOCUMENTS 1. 2. 3. 4.	3RD ANGLE PROJECTION	<div>THIS DRAWING IS CONFIDENTIAL AND THE PROPERTY OF TURCK INC. USE OF THIS DOCUMENT WITHOUT WRITTEN PERMISSION IS PROHIBITED.</div> <div>TURCK</div>		3000 CAMPUS DRIVE MINNEAPOLIS, MN 55441 1-800-544-7769 (763) 553-7300 (763) 553-0708 fax www.turck.us		
						
MATERIAL SEE SPECIFICATIONS	ALL DIMENSIONS DISPLAYED ON THIS DRAWING ARE FOR REFERENCE ONLY	DRFT	RDS	DATE	06/27/08	DESCRIPTION BMW5 8251-8.5/PDP
		APVD		SCALE	1 = 1.0	
FINISH SEE SPECIFICATIONS	CONTACT TURCK FOR MORE INFORMATION	UNIT OF MEASUREMENT			IDENTIFICATION NO. U2-13626	REV B
		MILLIMETERS				
		DO NOT SCALE THIS DRAWING			FILE: U2-13626	SHEET 1 OF 1